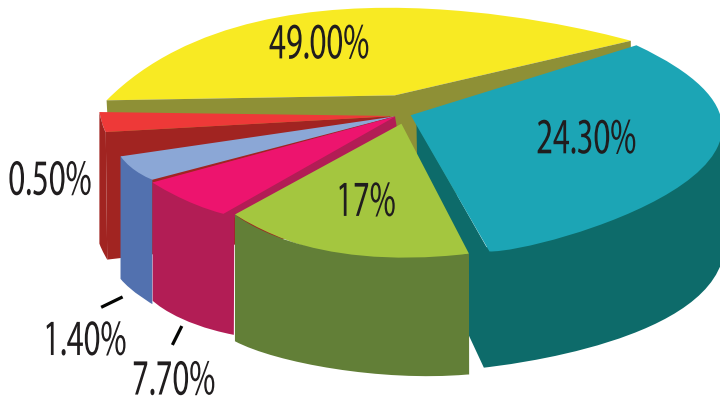




# ECONOMY

*.Economic Growth / Economic Structure*



	<b>Agriculture</b>	<b>24.30%</b>
	<b>Mining</b>	<b>17%</b>
	<b>Manufacturing</b>	<b>7.70%</b>
	<b>Construction</b>	<b>1.40%</b>
	<b>Services</b>	<b>49.00%</b>
	<b>Others</b>	<b>0.50%</b>

# Economic Growth

Sabah has a robust economy, growing at about **4%** per annum.



**Sabah's** economy is still very much dominated by the primary sector, consisting of agriculture, forestry, mining, and fishing.

# Economic Structure



In recent years, the industrial sector has gained increasing prominence. The primary sector currently contributes about half of the state's GDP. It accounts for about 40% of the state's total GDP, with agricultural, livestock and fishing contributing 24% and mining and quarrying 17% . The manufacturing sector accounted for about 8%.

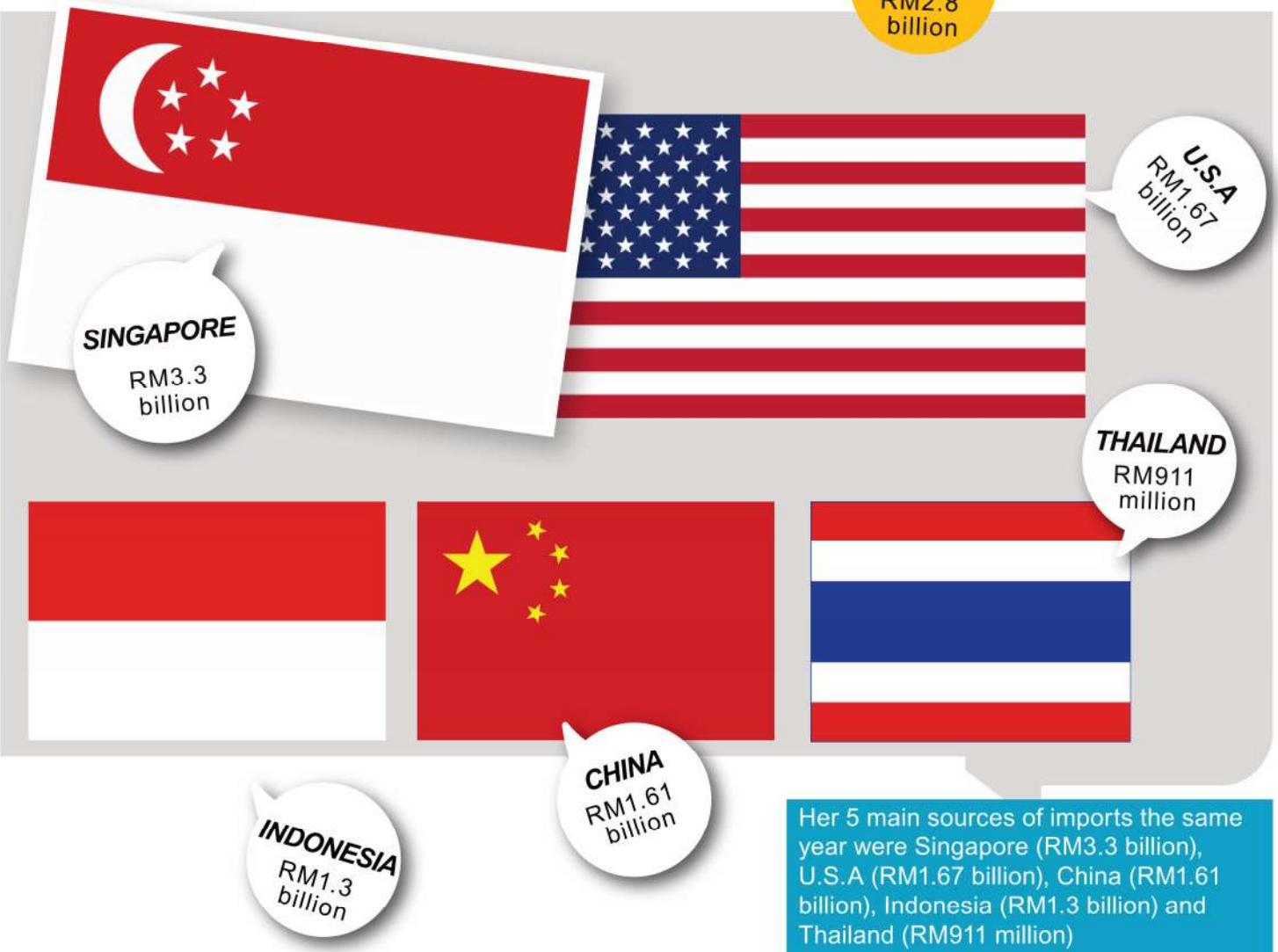




# External Trade

Sabah has a very open economy in that it is heavily dependent on external trade. This is reflected in the high percentages of export and import to its GDP. Sabah's total external trade in 2010 was RM71.5 billion, comprising RM43.6 billion in exports and RM27.9 billion in imports.

Sabah's 5 largest export markets in 2010 were China (RM7.8 billion), Australia (RM4.7 billion), India (RM3.3 billion), Thailand (RM2.8 billion) and Japan (RM1.9 Billion).



Her 5 main sources of imports the same year were Singapore (RM3.3 billion), U.S.A (RM1.67 billion), China (RM1.61 billion), Indonesia (RM1.3 billion) and Thailand (RM911 million)

# Sabah's main trading items


**PALM OIL**



**SAWN TIMBER**



**CRUDE PETROLEUM**



**RUBBER**

**PLYWOOD**



## PETROLEUM PRODUCTS

Her main imports in 2010 were petroleum products (RM5.3 billion), manufactured fertilizer (RM1.4 billion), motor cars, CBU (RM1.0 billion), motor buses & good vehicles (RM868 million), parts for construction and mining machineries (RM786 million) tubes, pipe and fittings steel (RM515 million) Rice (RM358 million) and Flat-rolled products of iron and steel (RM348 million).



## PIPE AND FITTINGS OF IRON OR STEEL



Sabah's main exports in 2010 were crude petroleum (RM15.4 billion), Palm oil (RM15.1 billion), palm kernel oil (RM2.1 billion), plywood plain (RM1.3 billion), methanol (RM1.1 billion) hot briquetted iron (RM1.0 billion), sawn timber (RM705 million) and rubber (RM532 million).